


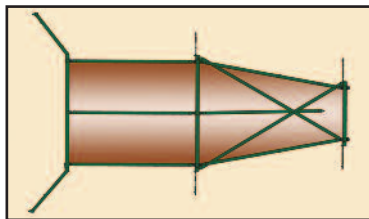
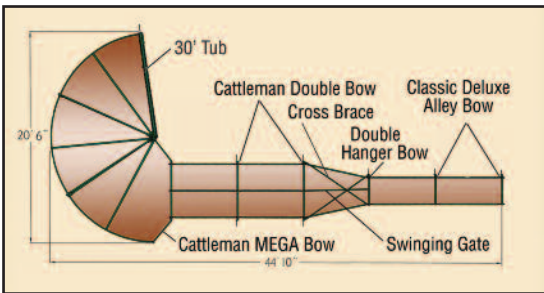
# DOUBLE DOWN CATTLEMAN'S TUB AND ALLEY

**NEW**

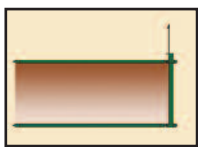


## Double Down Cattleman's Tub and Alley (Chute, Pregnancy Gates not included)

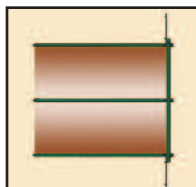
Loading Cattle Two by Two means Less Stress and Saves Valuable Time. Powder River continues providing the livestock industry with high quality, durable and innovative products. The Cattleman's Double Down Tub and Alley is the latest product to make your job quicker and easier. With the double alley options you can design any length of double down alley that you desire. The alley pins together easily, giving you the luxury of setting up a complete system in a couple of hours. If you need a squeeze chute with your new double down alley, think Powder River's latest, the "Stabilizer", a dual head gate design to give you the ultimate in animal control.



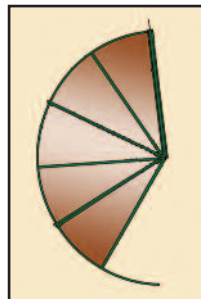
Double Down Alley Starter Package  
Order No. 006-30205



Cattleman's Straight Alley  
Add Section  
Order No. 006-30019



Double Down Alley  
Add Section 6'  
Order No. 006-30215



Double Down 30' Tub  
Order No. 006-30220

# POWDER RIVER®

LIVESTOCK HANDLING EQUIPMENT